

RCMA Program Statistics 2009-2010

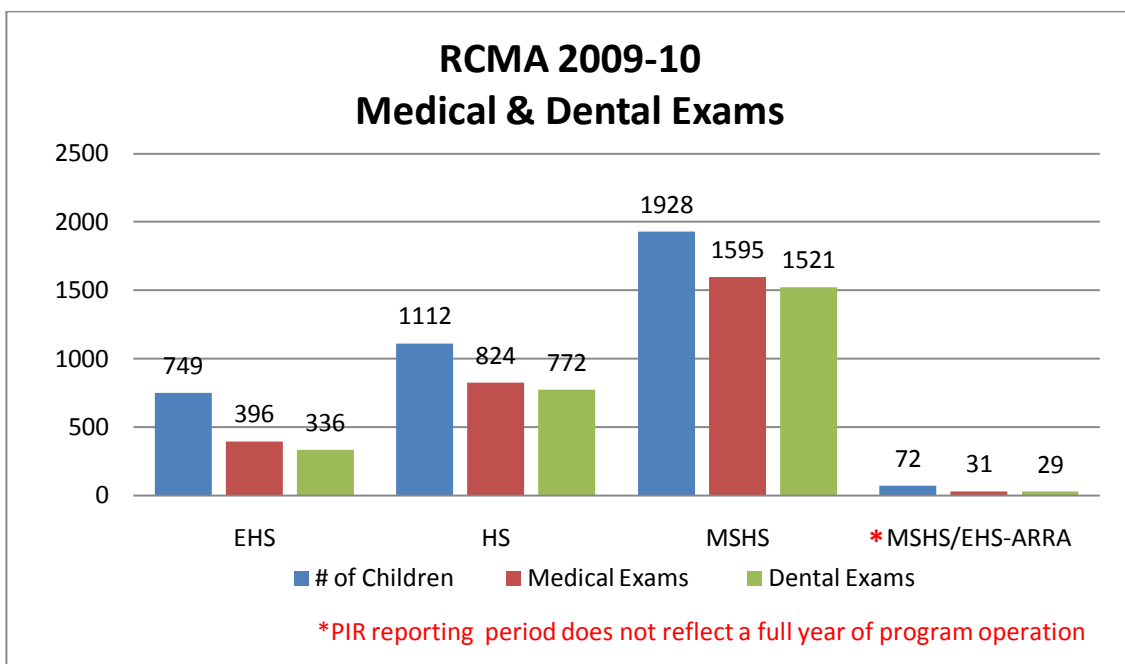
Child Health, Mental Health, Nutritional, Dental & Social Services

RCMA ensures that each enrolled family has a “medical home” – a source of consistent health care and well child health services that meet the Florida Medicaid Well Child Checkup periodicity schedules. We accomplish this by helping families connect with Florida’s County Public Health Units, federally funded Migrant & Community Health Centers, and other non-profit and Medicaid primary care providers. Children who are eligible for Medicaid or other Child Health Insurance are assisted in applying by our Family Support Workers. The WIC nutrition program and RCMA staff provide nutritional reviews and RCMA contracts with a registered dietician to provide comprehensive nutritional assessments when needed.

Health services throughout our program are coordinated by the personal attention of our regional Health Specialists, assigned to specific centers, and who are aware of the individual needs of children, parents and staff in their respective centers. These health and special education professionals assist parents and local center staff to “case manage” the care of children with special health needs such as asthma, severe dental needs or disabilities.

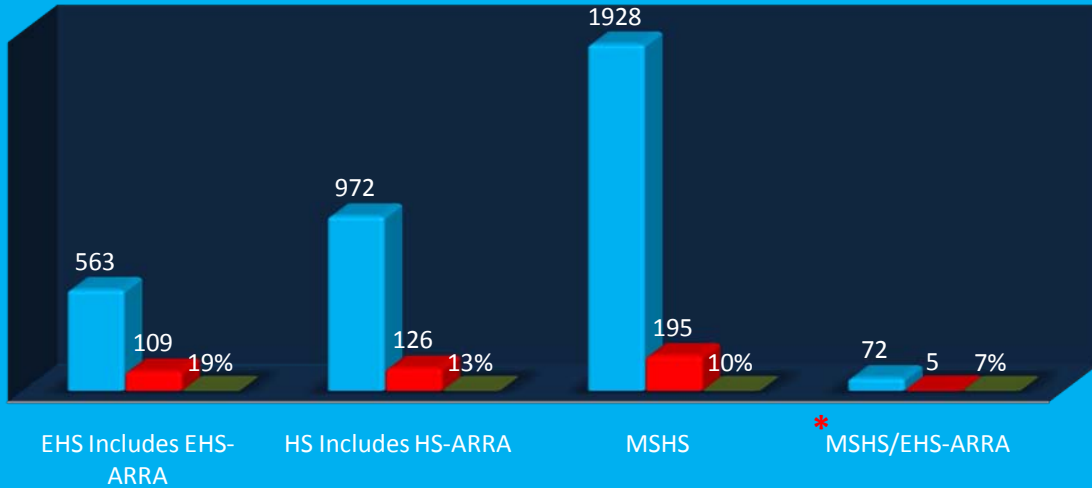


Children Who Received Medical and Dental Health Care



Children with Disabilities 2009-2010

Funded IFSP/IEP Diagnose Program Percentage



*PIR reporting period does not reflect a full year of program operation



Numbers of Children and Families Served By Funding Source



EHS Includes EHS-ARRA

- 749 Children Served
- 608 Families Served

HS Includes HS-ARRA

- 1112 Children Served
- 1039 Families Served

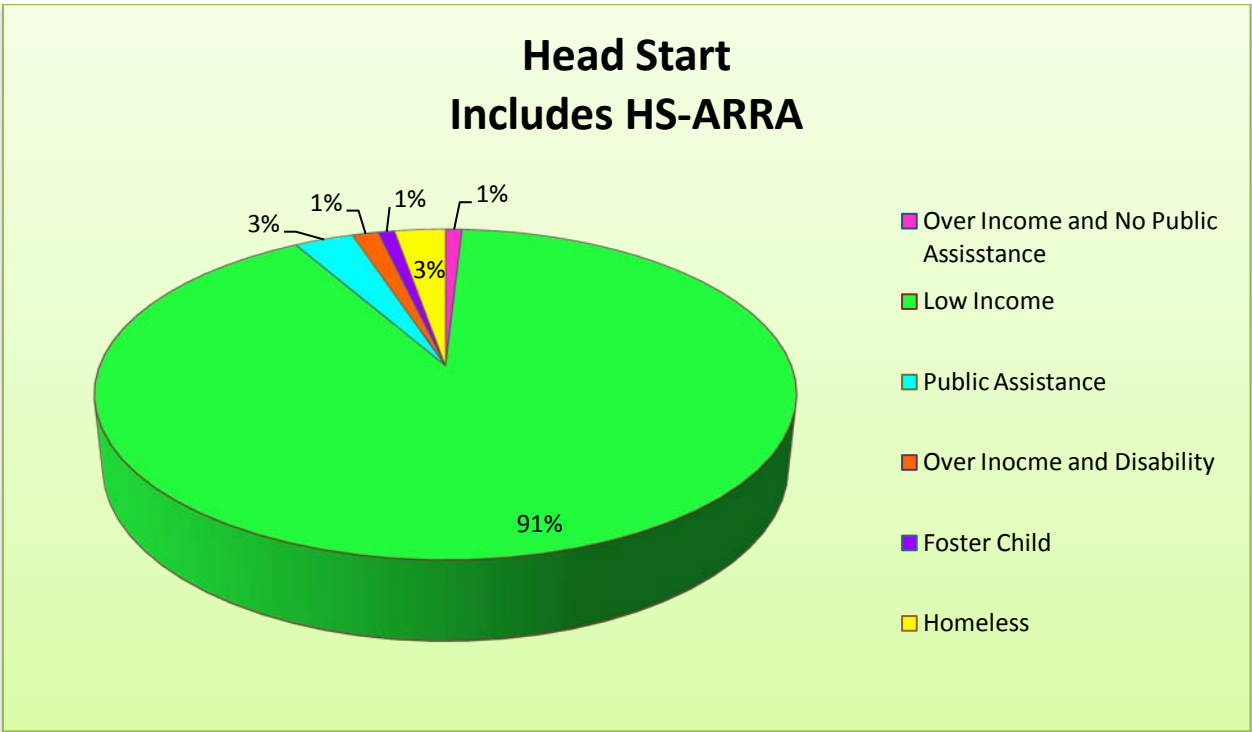

MSHS

- 1933 Children Served
- 1287 Families Served

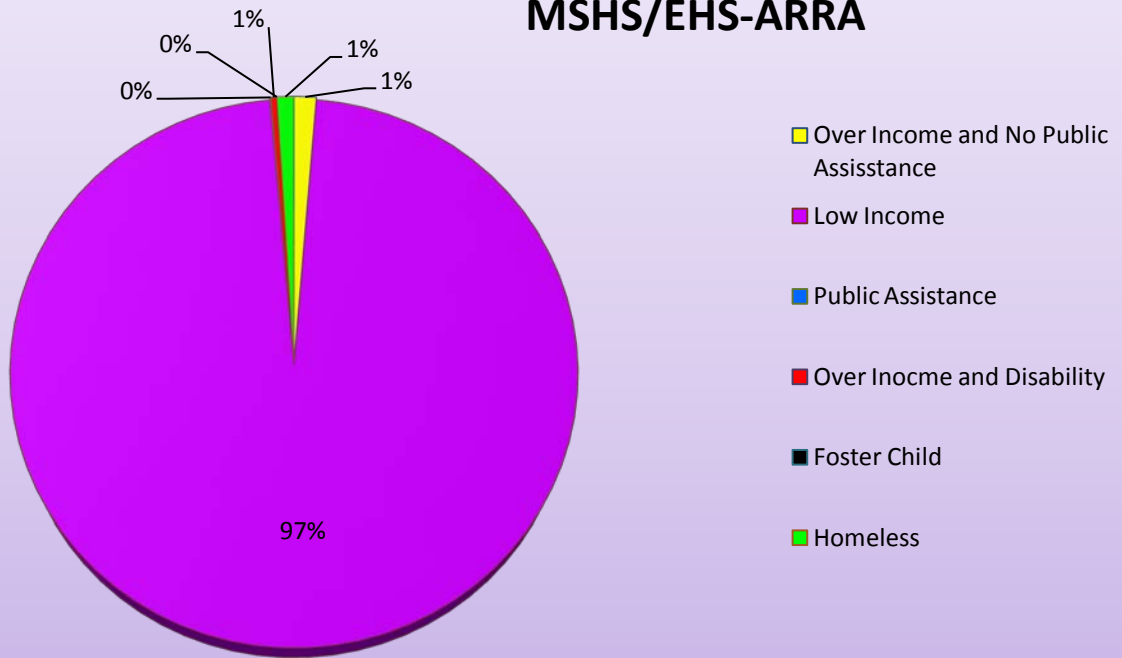
MSHS/EHS-ARRA

- 88 Children Served
- 72 Families Served

Pregnant Women, Children and Families Enrolled By Eligibility Type in EHS, HS & MSHS 2009-2010



Migrant Seasonal Head Start Includes MSHS/EHS-ARRA

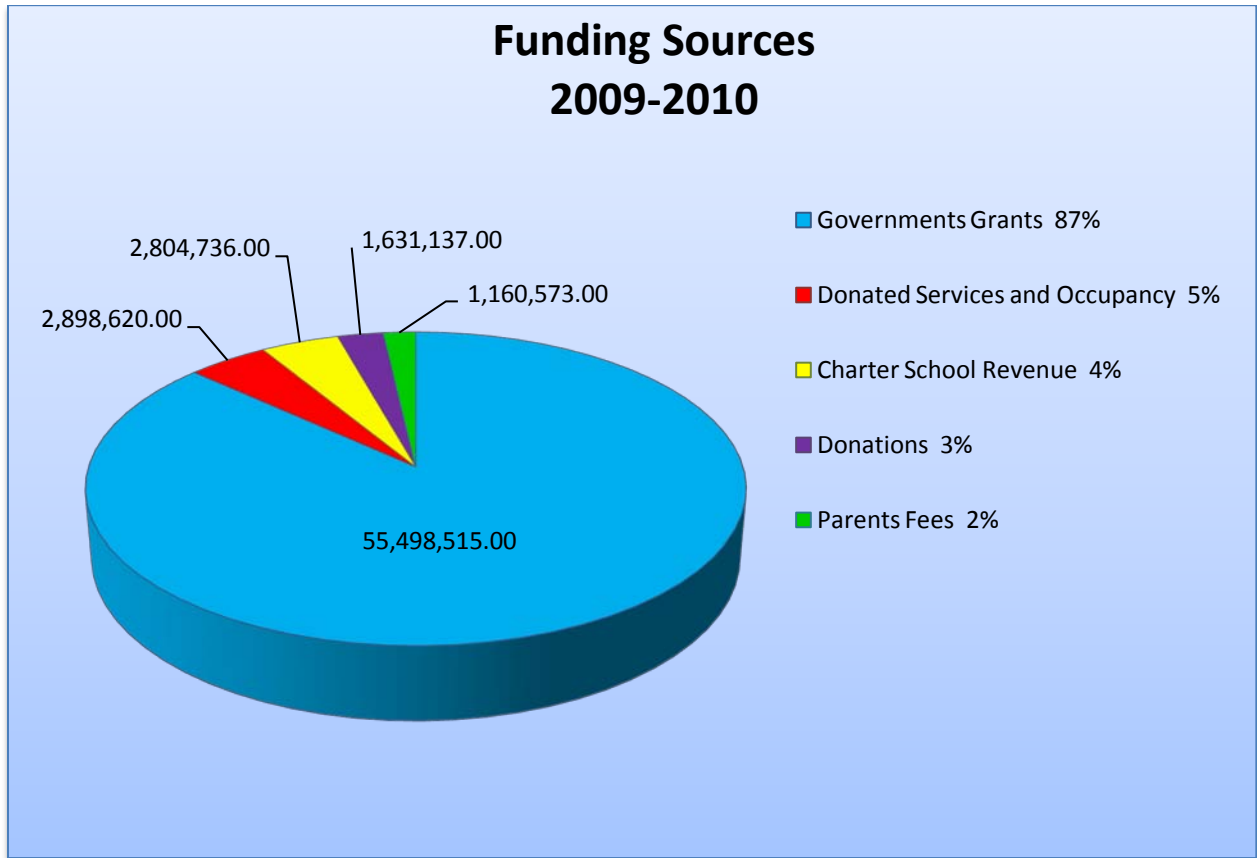


Average Monthly Enrollment

Funding	Funded Enrollment	Average Monthly Enrollment	Average Monthly Enrollment as a % of Enrollment
Early Head Start	343	343	100%
Head Start	952	952	100%
Migrant Seasonal Head Start	1928	MSHS enrollment is cumulative. RCMA's total children served this program year was 1933.	
Early Head Start ARRA	220	175	80% Hopewell CDC center was under renovation.
Head Start ARRA	20	20	100%
Migrant Seasonal Head Start/Early Head Start-ARRA	72	MSHS/EHS-ARRA enrollment is cumulative. RCMA's total children served this program year was 88.	



Public and Private Funds



RCMA Volunteers

PROGRAMS	EHS	HS	MSHS	MSHS/EHS-ARRA	TOTALS
Volunteers	1269	1654	3453	65	6441
Current or Former HS/EHS/MHS Parents	889	1149	2674	50	4762